



FUND MANAGERS

Manager name NFU Mutual Investment Team

Start date 01/06/2009

The NFU Mutual’s Mixed Asset funds known as Mutually Managed Funds, are managed by a team of managers within the in-house investment team. The Fund Managers in charge of asset allocation within these funds are Paul Glover, Matthew Bennett, Adam Carroll and Neil Wicks and this team has on average over 20 years’ experience with the NFU Mutual investment team.

QUICK STATS

Launch Date 01/06/2009

Sector IA Mixed Investment
40-85% Shares

Fund Size (as at 28/02/2026) £1,193.53m

CitiCode G7AG

AMC 0.70%

OCF 0.83%

Yield 1.91%

ISIN GB00B837VQ69

Minimum Single Investment £1,000

RATINGS




INVESTMENT OBJECTIVE

To provide capital growth and income (net of fees) over the long term (a period of at least 5 years).

The Fund invests up to 100% of its assets in other funds managed by NFU Mutual or third-party managers. The other funds may be actively managed or may be passively managed (closely linked to the performance of a market index) and no more than half of the assets will be invested in passive funds. Through its investment in other funds, the Fund will have an exposure to shares of companies (equities), fixed income securities (such as bonds), money market instruments and cash. Between 40-85% of the assets of the Fund will be in equities. The Fund can also invest indirectly in property and may also seek exposure to alternative assets.

FUND RISK RATING



Risk Level Four

You are prepared to take a medium level of risk with your investments for the potential of higher growth.

You want much higher growth than is typically on offer with deposit accounts, with potential for high returns.

You want the potential for higher growth and are willing to take more risk through exposure to equities.

FUND SPECIFIC RISKS

Inflation rate risk – when inflation is greater than the returns achieved by the Fund the purchasing power of your capital can be eroded.

Interest rate changes risk – when interest rates fall the value of the fund’s investments in fixed interest rates securities can be expected to rise, and when interest rates rise the value of those investments can be expected to fall.

Market movements risk – the value of assets held in the fund may go down if investment markets fall.

Currency exchange rates risk – values can go up and down due to changes in currency exchange rates.

Emerging markets risk – investment values can move sharply down or up, as emerging markets tend to be smaller, less liquid, less regulated and less developed.



NFU MUTUAL MIXED PORTFOLIO

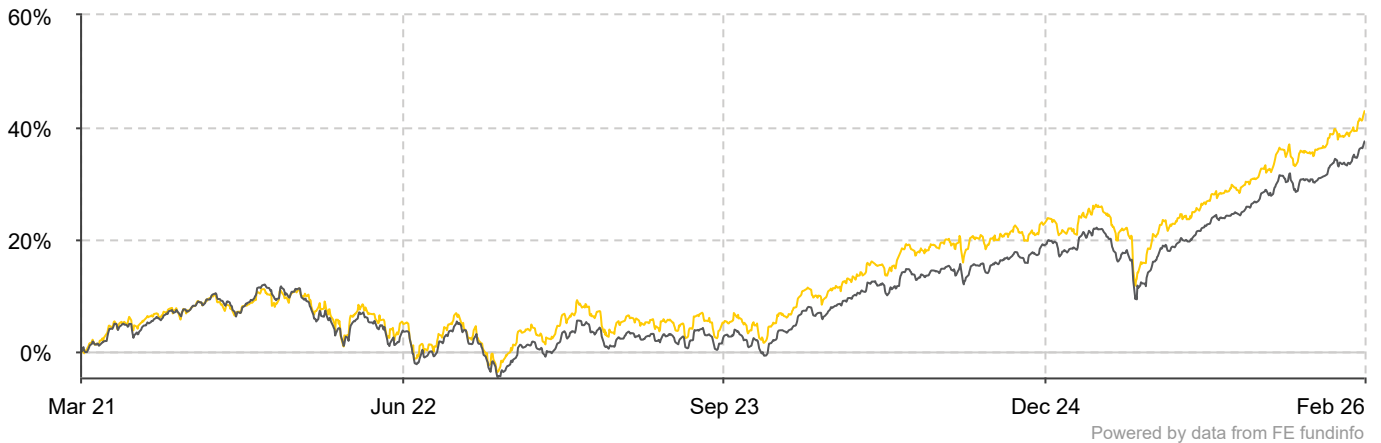
40 - 85% SHARES

Factsheet as at 28/02/2026

PAST PERFORMANCE

Please remember that past performance is not a reliable indicator of future results. The value of investments and the level of income received from them can fall as well as rise, and is not guaranteed. You may not get back the amount of your original investment.

5 YEARS PAST PERFORMANCE



■ Mixed Portfolio 40 - 85% shares
 ■ IA Mixed Investment 40-85% Shares

01/03/2021 - 27/02/2026

CUMULATIVE PERFORMANCE (%)

	1 mth	3 mths	6 mths	1 yr	3 yrs	5 yrs
Fund	3.19%	5.19%	10.93%	14.85%	34.91%	45.08%
Sector	3.07%	5.21%	10.27%	14.50%	33.49%	37.45%
Quartile rank	2	2	2	2	2	2

DISCRETE PERFORMANCE (%)

	Feb 25 - Feb 26	Feb 24 - Feb 25	Feb 23 - Feb 24	Feb 22 - Feb 23	Feb 21 - Feb 22
Fund	14.85%	10.39%	6.41%	0.27%	7.25%
Sector	14.50%	9.77%	6.22%	-1.02%	4.02%
Quartile rank	2	2	3	2	2

Source: Performance Data from FE fundinfo. Performance is shown on a total returns basis with income reinvested. Any ongoing charges have also been reflected in the performance shown.



NFU MUTUAL MIXED PORTFOLIO

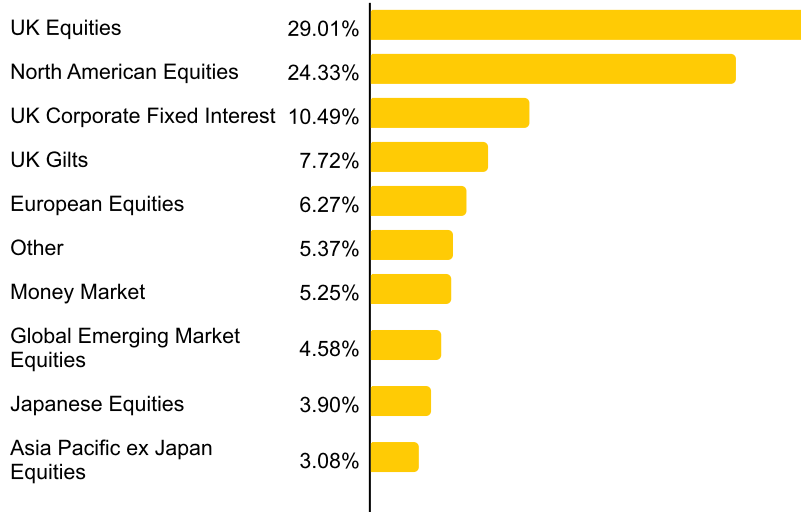
40 - 85% SHARES

Factsheet as at 28/02/2026

TOP HOLDINGS (AS AT 27/02/2026)

NFU MUTUAL NORTH AMERICA EQUITY CORE FUND	18.09%
NFU MUTUAL GLOBAL ALPHA	11.90%
NFU MUTUAL FIXED INTEREST	11.28%
NFU MUTUAL UK EQUITY INCOME I	9.78%
NFU MUTUAL UK EQUITY	9.77%
NFU MUTUAL UK EQUITY CORE	6.64%
NFU MUTUAL GLOBAL STRATEGIC	3.67%
NFU MUTUAL GLOBAL REGIONAL	3.57%
NFU MUTUAL DEV EUROPE EQUITY COR	3.22%
NFU MUTUAL UK SMALLER CO	3.06%

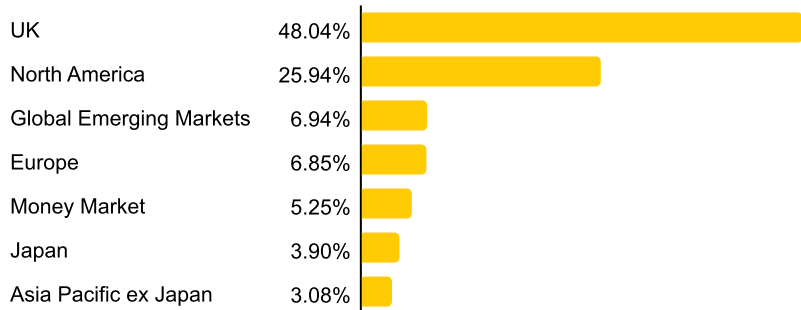
ASSET BREAKDOWN (AS AT 27/02/2026)



SECTOR BREAKDOWN (AS AT)

Sector split not available.

REGIONAL BREAKDOWN (AS AT 27/02/2026)



0800 622 323

NFU Mutual

Tiddington Road

Stratford-upon-Avon

CV37 7BJ

www.nfumutual.co.uk

To find out more simply get in touch with your local NFU Mutual agency, or call 0800 622 323 to make an appointment with an NFU Mutual Financial Adviser. Financial advice is provided by NFU Mutual Select Investment Limited.

They will take the time to explain the advice services and charges. NFU Mutual Financial Advisers advise on NFU Mutual products and selected products from specialist providers.



NFU Mutual

FINANCIAL PLANNING